



GREEN BULL™

PRODUCT CATALOG

**100%
PURE PRO
DISTRIBUTION**

TABLE OF CONTENTS

Product	Page
Series 2232 Fiberglass Stepladder	3
Series 2032 Fiberglass Stepladder	4
Series 2114 Fiberglass Stepladder	4
Series 2042 Fiberglass Twin Stepladder	5
Series 2022 Fiberglass Stepladder	5
Series 2062 Fiberglass Twin Stepladder	6
Series 2072 Fiberglass Platform Ladder	6
Series 2012 Fiberglass Shelf Ladder	7
Series 2061 Aluminum Stepladder	7
Series 6102 Fiberglass Extension Ladder	8
Series 6062 Fiberglass Extension Ladder	8
Series 6101 Aluminum Extension Ladder	9
Series 6081 Aluminum Extension Ladder	9
Standard Angle Steel Warehouse Ladder	10
Safety Angle Steel Warehouse Ladder	10
Aluminum Stages and Rail Systems	11
Accessories	12
Specialty Products	13-14

NOTE: All product photography, specifications and dimensions throughout this catalog are representative only. If detailed information is needed, please contact customer service at 888-523-3372.



AMERICAN NATIONAL STANDARDS INSTITUTE

PRODUCT LINES MEET OR EXCEED ANSI CODE

Fiberglass Ladders - A14.5 (2007)

Aluminum Ladders- A14.2 (2007)

Stages - A10.8 (2001)

Ladder Jacks - A10.8 (2001)



OCCUPATIONAL SAFETY AND HEALTH ADMINISTRATION CODE

All Type I, IA and IAA aluminum and fiberglass ladders meet or exceed code. OSHA CODE applies to ladders used in the workplace.



CSA Standard CAN3-Z11-M81
Portable Ladders (2003)



GREEN BULL®


The Green Bull brand was founded for and dedicated to the independent professional distributor. We continue to provide quality at an impressive value backed by outstanding customer service and care.

In May 2008, Green Bull became a member of the Werner family of brands, and has benefitted from upgrades to the Louisville, KY facility and a larger warehouse network, without losing focus and dedication to the professional market.

As the most recent addition to Werner Co., Green Bull now gains the advantage of superior manufacturing techniques and over 55 years of ladder product design, testing and evaluation experience.

The Werner Louisville, KY facility is staffed by long-term employees who are proud that the majority of Green Bull branded product is still manufactured in the United States.

Green Bull continues as the brand exclusive to the professional market and is committed to satisfying customers by exceeding expectations. We are dedicated to designing, manufacturing and distributing quality products, utilizing technical capabilities to create innovative products and providing superior customer service.





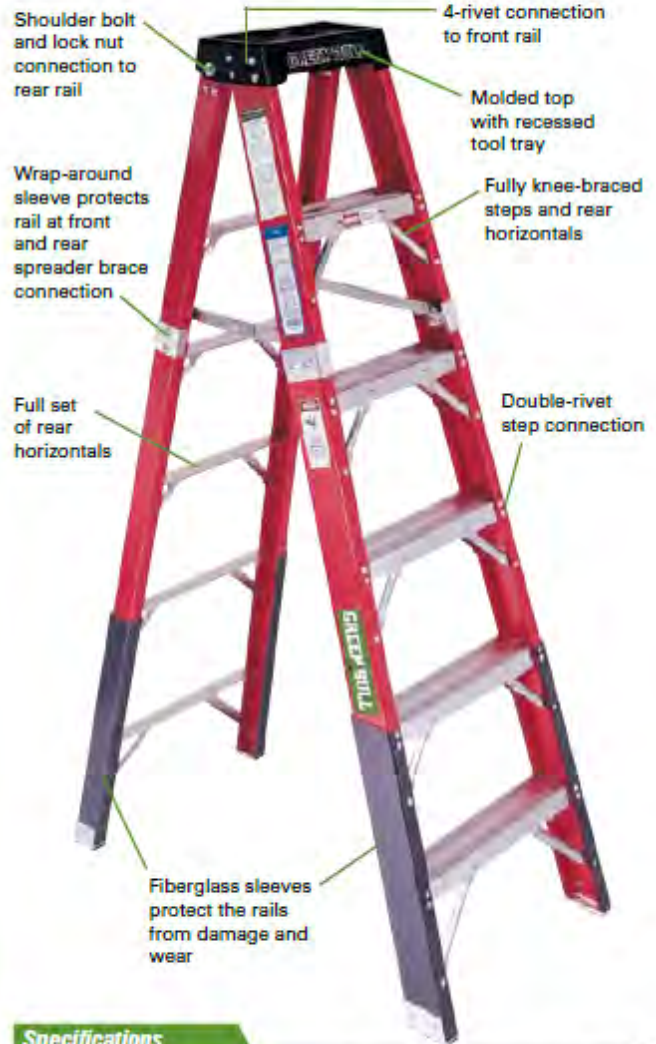
Series 2232 Fiberglass Stepladder

500 lbs. load capacity

GREEN BULL[®]

**ALL PERFORMANCE AND NO FRILLS.
100% PURE PROFESSIONAL.**

- > **Tough, quality, dependable ladders**
- > **Solid, functional design**
- > **Backed by Werner's manufacturing, quality control and distribution process**
- > **Available only through professional distributors**



Specifications

Model No.	Size ft.	Approx. Width in.	Approx. Spread in.	Approx. Co. Ft. Per Unit	Approx. Shipping Wt. lbs.
223204	4	19.5	28.6	3.24	24.0
223205	5	21.0	34.6	4.33	30.0
223206	6	22.5	40.5	5.55	35.0
223207	7	24.0	46.5	6.89	40.0
223208	8	25.5	52.5	8.36	45.0
223210	10	28.5	64.5	11.65	57.0
223212	12	31.5	76.5	15.44	68.0

Dimensions

Top: 5-3/4" x 13"	Steps: 3"
Front Rails: 3-5/16"	Rear Rails: 2-5/32"
Front Flange: 1-3/16"	Rear Flange: 1-1/4"





Series 2032 Fiberglass Stepladder

Type IAA 375 lbs. load capacity



Specifications

Model No.	Size ft.	Approx. Width in.	Approx. Spread in.	Approx. Cu. Ft. Per Unit	Approx. Shipping Wt. lbs.
203203	3	18.0	22.4	2.34	15.0
203204	4	19.5	28.4	3.35	18.0
203206	6	22.5	40.3	5.73	25.0
203208	8	25.5	52.3	8.61	40.0
203210	10	28.5	64.3	12.00	51.0
203212	12	31.5	76.3	15.88	62.0

Dimensions

Top: 5-3/4" x 13"	Steps: 3"
Front Rails: 3-1/8"	Rear Rails: 1-7/8"
Front Flange: 1-3/16"	Rear Flange: 1-3/16"

Series 2114 Fiberglass Stepladder

Type IAA 375 lbs. load capacity



Specifications

Model No.	Size ft.	Approx. Width in.	Approx. Spread in.	Approx. Cu. Ft. Per Unit	Approx. Shipping Wt. lbs.
211404	4	19.5	28.4	3.23	17.0
211405	5	21.0	34.4	4.33	20.0
211406	6	22.5	40.3	5.55	23.0
211408	8	25.5	52.3	8.35	32.0
211410	10	28.5	64.3	11.64	42.0
211412	12	31.5	76.3	15.42	54.0

Dimensions

Top: 5-3/4" x 13"	Steps: 3"
Front Rails: 3-1/8"	Rear Rails: 1-7/8"
Front Flange: 1-3/16"	Rear Flange: 1-3/16"



Series 2042 Fiberglass Twin Stepladder

Type IAA 375 lbs. load capacity per side†



Specifications

Model No.	Size ft.	Approx. Width in.	Approx. Spread in.	Approx. Cu. Ft. Per Unit	Approx. Shipping Wt. lbs.
204204	4	19.6	38.1	4.06	23.0
204206	6	22.6	53.0	6.99	32.0
204208	8	25.6	68.0	10.64	46.0
204210	10	28.6	83.0	14.69	64.0
204212	12	31.6	98.0	19.46	75.0
204214*	14	34.6	112.9	24.85	95.0
204216*	16	37.6	127.9	30.85	113.0

* Type IA 300 lbs. load capacity per side

Dimensions

Top: 8-3/4' x 13'	Steps: 3'
Rails: 3-1/8"	Flange: 1-3/16"

†Designed for one or two person jobs. Note: When used as a double stepladder, the maximum load per side, including persons and materials, shall not exceed the duty rating of the ladder.

Series 2022 Fiberglass Stepladder

Type IA 300 lbs. load capacity



Specifications

Model No.	Size ft.	Approx. Width in.	Approx. Spread in.	Approx. Cu. Ft. Per Unit	Approx. Shipping Wt. lbs.
202203	3	18.1	23.1	2.26	13.0
202204	4	19.3	28.4	3.23	15.0
202205	5	20.8	34.4	4.33	18.0
202206	6	22.3	40.3	5.55	21.0
202207	7	25.1	47.5	6.89	26.0
202208	8	25.3	52.3	8.35	29.0
202210	10	28.3	64.3	11.64	38.0
202212	12	31.3	76.3	15.42	50.0

Dimensions

Top: 5-3/4' x 13'	Steps: 3'
Front Rails: 3-1/8"	Rear Rails: 1-7/8"
Front Flange: 1-3/16"	Rear Flange: 1-3/16"



Series 2062 Fiberglass Twin Stepladder

Type IA 300 lbs. load capacity per side†



Specifications

Model No.	Size ft.	Approx. Width in.	Approx. Spread in.	Approx. Cu. Ft. Per Unit	Approx. Shipping Wt. lbs.
206204	4	19.3	38.2	4.05	20.0
206205	5	20.8	45.5	5.44	23.0
206206	6	22.3	53.0	6.99	27.0
206208	8	25.3	68.0	10.55	35.0
206210	10	28.3	83.0	14.74	50.0
206212	12	31.3	98.0	19.55	67.0

Dimensions

Top: 8-1/2' x 13'	Steps: 3'
Rails: 3-1/8'	Flange: 1-3/16"

†Designed for one or two person jobs. Note: When used as a double stepladder, the maximum load per side, including persons and materials, shall not exceed the duty rating of the ladder.

Series 2072 Fiberglass Platform Ladder

Type IA 300 lbs. load capacity



Specifications

Model No.	Size ft.	Platform Height	Approx. Width in.	Approx. Spread in.	Approx. Cu. Ft. Per Unit	Approx. Shipping Wt. lbs.
207202	2	1'11"	22.6	32.4	3.78	20.0
207204	4	3'10"	25.6	44.4	6.32	26.0
207206	6	5'8"	28.6	56.4	9.34	34.0
207208	8	7'7"	31.6	68.3	12.84	49.0
207210	10	9'6"	34.6	80.1	16.82	60.0
207212	12	11'5"	36.0	92.0	20.42	72.0

Dimensions

Platform: 13' x 17-1/8'	Steps: 3'
Front Rails: 3-1/8'	Rear Rails: 1-3/4'
Front Flange: 1-3/16"	Rear Flange: 1-1/8"



Series 2012 Fiberglass Shelf Ladder

Type IA 300 lbs. load capacity

Series 2061 Aluminum Stepladder

Type IA 300 lbs. load capacity



Specifications

Model No.	Size ft.	Approx. Width in.	Approx. Cu. Ft. Per Unit	Approx. Shipping Wt. lbs.
201204	4	18.1	1.76	10.0
201206	6	18.1	2.63	14.0
201208	8	18.1	3.49	21.0
201210	10	18.1	4.36	26.0
201212	12	18.1	5.22	31.0

Dimensions

Top Rail: 17-3/4' x 3"	Steps: 3"
Rails: 3-1/8"	Flange: 1-3/16"

Specifications

Model No.	Size ft.	Approx. Width in.	Approx. Spread in.	Approx. Cu. Ft. Per Unit	Approx. Shipping Wt. lbs.
206104	4	19.1	28.4	2.82	15.0
206106	6	22.1	40.3	4.84	21.0
206108	8	28.1	52.3	8.19	30.0
206110	10	31.1	64.3	11.24	39.0
206112	12	31.0	76.3	13.40	47.0
206114	14	34.1	89.3	23.96	71.0
206116	16	37.1	101.1	29.74	84.0
206118	18	40.1	113.0	36.11	110.0
206120	20	43.1	124.9	43.08	124.0

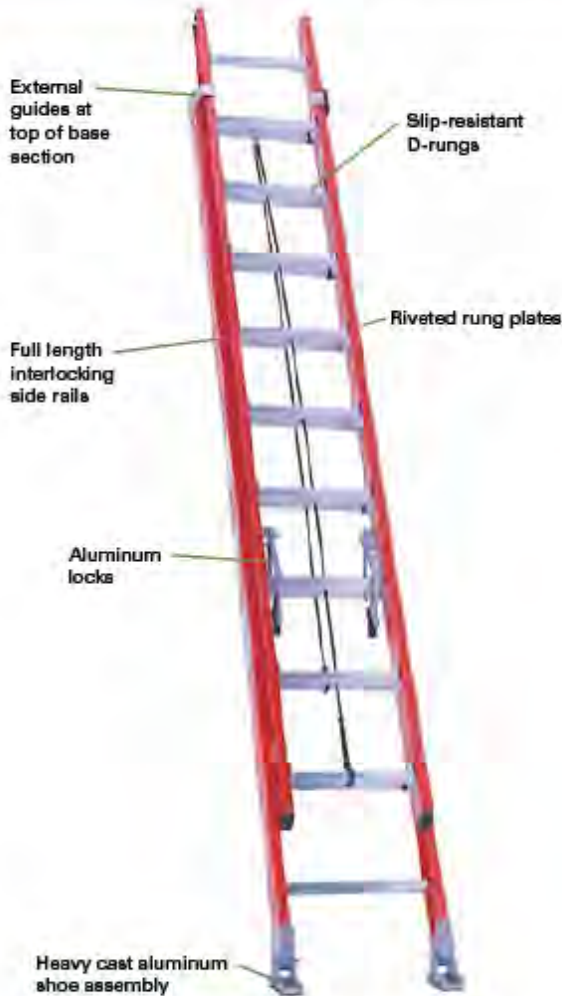
Dimensions

Top: 5-3/4' x 13"	Steps: 3"
Front Rails: 3-1/8"	Rear Rails: 1-7/8"
Front Flange: 1-1/16"	Rear Flange: 1-1/16"



Series 6102 Fiberglass Extension Ladder

Type IAA 375 lbs. load capacity Single Section - Series 6092



Specifications

Model No.		Total Length ft.		Max. Working Length ft.		Approx. Cu. Ft. Per Unit		Approx. Shipping Wt. lbs.	
Ext.	Single	Ex.	Si.	Ex.	Si.	Ex.	Si.	Ex.	Si.
610216	609208	16	8	13	8	8.27	5.46	38.0	21.0
610220	609210	20	10	17	10	10.21	6.76	46.0	24.0
610224	609212	24	12	21	12	12.15	8.06	55.0	28.0
610228	609214	28	14	25	14	14.08	9.37	61.0	31.0
610232	609216	32	16	29	16	16.02	10.67	74.0	38.0
610236*	609218*	36	18	32	18	18.31	11.24	105.0	54.0
610240*	609220*	40	20	35	20	20.27	12.45	115.0	58.0

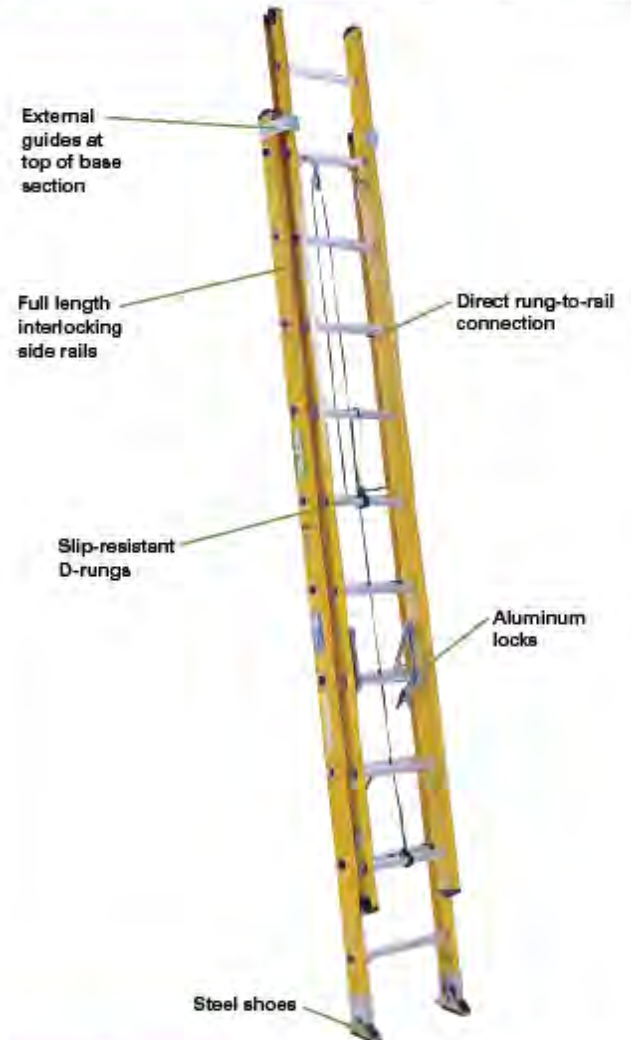
*Type IA 300 lbs. load capacity

Dimensions

Rails: 3-1/4"	Rungs: 1-5/8"
Flange: 1-3/16"	Base Width: 17-3/4"
	Fly Width: 16"

Series 6062 Fiberglass Extension Ladder

Type IA 300 lbs. load capacity Single Section - Series 6052



Specifications

Model No.		Total Length ft.		Max. Working Length ft.		Approx. Cu. Ft. Per Unit		Approx. Shipping Wt. lbs.	
Ext.	Single	Ex.	Si.	Ex.	Si.	Ex.	Si.	Ex.	Si.
606216	605208	16	8	13	8	7.88	4.24	35.0	18.0
606220	605210	20	10	17	10	9.71	5.24	43.0	22.0
606224	605212	24	12	21	12	11.55	6.25	51.0	26.0
606228	605214	28	14	25	14	13.38	7.25	58.0	30.0
606232	605216	32	16	29	16	15.22	8.25	71.0	36.0
606236	605218	36	18	32	18	17.05	9.25	78.0	39.0
606240	605220	40	20	35	20	18.89	10.26	85.0	43.0

Dimensions

Rails: 3-5/16"	Rungs: 1-5/8"
Flange: 1-3/16"	Base Width: 17-3/4"
	Fly Width: 16"



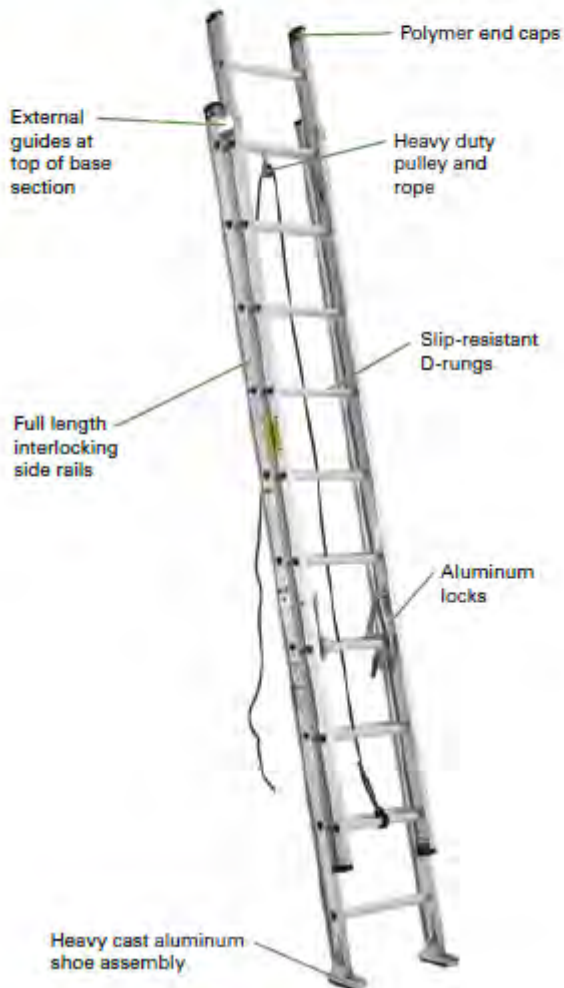
Series 6101 Aluminum Extension Ladder

Type IA 300 lbs. load capacity

Single Section - Series 6091

Series 6081 Aluminum Extension Ladder

Type I 250 lbs. load capacity



DISCONTINUED
Limited Stock
Available

Specifications

Model No.		Total Length ft.		Max. Working Length ft.		Approx. Cu. Ft. Per Unit		Approx. Shipping Wt. lbs.	
Ext.	Single	Ex.	Si.	Ex.	Si.	Ex.	Si.	Ex.	Si.
610116	609108	16	8	13	8	6.49	4.95	32.0	17.0
610120	609110	20	10	17	10	8.04	6.14	39.0	20.0
610124	609112	24	12	21	12	9.58	7.33	46.0	24.0
610128	609114	28	14	25	14	11.13	8.52	53.0	27.0
610132	609116	32	16	29	16	12.68	9.71	60.0	31.0
610136	609118	36	18	32	18	14.23	10.90	77.0	39.0
610140	609120	40	20	35	20	15.78	12.09	84.0	43.0

Dimensions

Rails: 3"	Rungs: 1-5/8"
Flange: 1-1/8"	Base Width: 18-1/16"
	Fly Width: 16-15/16"

Specifications

Model No.	Total Length ft.	Max. Working Length ft.	Approx. Cu. Ft. Per Unit	Approx. Shipping Wt. lbs.
608116	16	13	6.54	30.0
608120	20	17	8.09	37.0
608124	24	21	9.65	44.0
608128	28	25	11.21	54.0
608132	32	29	12.77	69.0
608136	36	32	14.32	76.0
608140	40	35	15.88	84.0

Dimensions

Rails: 3"	Rungs: 1-5/8"
Flange: 1-1/8"	Base Width: 17-3/4"
	Fly Width: 16-3/8"



Standard Angle Steel Warehouse Ladder

450 lbs. load capacity

Safety Angle Steel Warehouse Ladder

450 lbs. load capacity



Slip-resistant perforated tread provides maximum slip-resistance and comfort when sitting or kneeling on steps.

Heavy 1-1/16" diameter tubular construction provides superior strength and long-lasting durability in the toughest environments.

Powder-coated paint finish provides a premium quality, scratch-resistant finish that is both durable and long-lasting.

First-step actuated locking system locks the ladder in place when an individual steps on the first step (standard on 8-step ladders and taller; spring-loaded casters used on smaller models). Locking system is standard on ALL Safety Angle models.



Gentle 50-degree incline for forward descent

Specifications & Dimensions

Standard Angle Steel Warehouse Ladder (15" Step Width)

Model No.	No. Steps.	Platform Height in.	Overall Height* in.	Base W x L in.	Approx. Wt. lbs.
<i>No Handrail - All Welded (set-up)</i>					
S01N16	1	12	12	17 x 19	14.0
<i>No Handrail - Knocked Down (KD)</i>					
S02N16	2	20	20	20 x 19	24.0
S03N16	3	30	30	20 x 27	34.0
S04N16	4	38	38	23 x 35	47.0
<i>With Handrail - Knocked Down (KD)</i>					
S02R16	2	20	52	20 x 19	28.0
S03R16	3	30	62	20 x 27	46.0
S04R16	4	40	76	23 x 35	58.0
S05R16	5	50	86	23 x 42	67.0
S06R16	6	60	96	27 x 50	76.0
S07R16	7	70	106	27 x 57	95.0

*Overall height is platform height plus handrail height

Call factory for additional product offering

Step Width: 16"	Top Platform Depth: 10"
Step Depth: 7"	

Standard Angle Steel Warehouse Ladder (24" Step Width)

Model No.	No. Steps.	Platform Height in.	Overall Height* in.	Base W x L in.	Approx. Wt. lbs.
<i>No Handrail - All Welded</i>					
S01N24	1	12	12	17 x 27	18.0
<i>No Handrail - Knocked Down (KD)</i>					
S02N24	2	20	20	28 x 19	30.0
S03N24	3	30	30	28 x 27	41.0
S04N24	4	40	40	31 x 35	55.0
<i>With Handrail - Knocked Down (KD)</i>					
S02R24	2	20	52	28 x 19	45.0
S03R24	3	30	66	28 x 27	56.0
S04R24	4	40	76	31 x 35	66.0
S05R24	5	50	86	31 x 42	79.0
S06R24	6	60	96	34 x 50	109.0
S07R24	7	70	106	34 x 57	121.0
S08R24	8	80	116	34 x 63	151.0
S09R24	9	90	126	34 x 70	170.0
S10R24	10	100	136	34 x 77	198.0
S11R24	11	110	146	34 x 83	214.0
S12R24	12	120	156	34 x 90	228.0
S13R24	13	130	166	39 x 97	289.0
S14R24	14	140	176	39 x 104	298.0
S15R24	15	150	186	39 x 110	311.0
S16R24	16	160	196	42 x 116	322.0

*Overall height is platform height plus handrail height

Call factory for additional product offering

Step Width: 24"	Top Platform Depth: 10"
Step Depth: 7"	

Specifications & Dimensions

Safety Angle Steel Warehouse Ladder (15" Step Width)

Model No.	No. Steps.	Platform Height in.	Overall Height* in.	Base W x L in.	Approx. Wt. lbs.
<i>With Handrail - All Welded (set-up)</i>					
SF03R16	3	30	66	23 x 41	67.0
<i>With Handrail - Knocked Down (KD)</i>					
SF04R16	4	40	76	23 x 49	81.0
SF05R16	5	50	86	23 x 58	100.0
SF06R16	6	60	96	27 x 66	114.0
SF07R16	7	70	106	27 x 74	126.0

*Overall height is platform height plus handrail height

Call factory for additional product offering

Step Width: 16"	Top Platform Depth: 17"
Step Depth: 8-1/2"	

Safety Angle Steel Warehouse Ladder (24" Step Width)

Model No.	No. Steps.	Platform Height in.	Overall Height* in.	Base W x L in.	Approx. Wt. lbs.
<i>With Handrail - All Welded (set-up)</i>					
SF03R24	3	30	66	28 x 41	78.0
<i>With Handrail - Knocked Down (KD)</i>					
SF04R24	4	40	76	28 x 49	91.0
SF05R24	5	50	86	28 x 58	106.0
SF06R24	6	60	96	34 x 66	131.0
SF07R24	7	70	106	34 x 74	157.0
SF08R24	8	80	116	34 x 82	182.0
SF09R24	9	90	126	34 x 91	202.0
SF10R24	10	100	136	34 x 99	207.0
SF11R24	11	110	146	34 x 107	232.0
SF12R24	12	120	156	34 x 116	256.0

*Overall height is platform height plus handrail height

Call factory for additional product offering

Step Width: 24"	Top Platform Depth: 17"
Step Depth: 8-1/2"	

NOTE: Special freight terms and discounts apply to steel products; call your sales representative or customer service for more details.



Aluminum Stages and Rail Systems

Aluminum Stages



Specifications

Model No.	Width	Side Rail Length	Side Rail Depth	Approx. Shipping Wt. lbs.
1-Person Stages (250 lbs. Rated)				
411212	12"	12'	4"	36.0
411216	12"	16'	4"	48.0
411220	12"	20'	5"	65.0
411224	12"	24'	5"	79.0
2-Person Stages (500 lbs. Rated)				
421212	12"	12'	4"	36.0
421216	12"	16'	4"	48.0
421220	12"	20'	6"	79.0
421224	12"	24'	6"	112.0
421228	12"	28'	6"	131.0
421232	12"	32'	6"	149.0
421412	14"	12'	4"	40.0
421416	14"	16'	5"	58.0
421420	14"	20'	6"	85.0
421424	14"	24'	6"	109.0
421428	14"	28'	6"	127.0
421432	14"	32'	6"	162.0
422012	20"	12'	4"	48.0
422016	20"	16'	5"	70.0
422020	20"	20'	6"	102.0
422024	20"	24'	6"	121.0
422028	20"	28'	6"	157.0
422032	20"	32'	6"	179.0
422412	24"	12'	4"	56.0
422416	24"	16'	5"	81.0
422420	24"	20'	6"	115.0
422424	24"	24'	6"	138.0
422428	24"	28'	6"	168.0
422432	24"	32'	6"	191.0

- Ergonomic carrying handles increase comfort during transportation.
- Chemically bonded hand grips provide extended life.
- 3-piece rung-to-rail connection system increases stiffness.
- Double end rungs on stages over 20' and on all 5" and 6" rails.
- Raised and abraded decking assures slip-resistant surface.
- Modular guard rail system can be adapted for multiple stage lengths.

Specifications

Model No.	Width	Side Rail Length	Side Rail Depth	Approx. Shipping Wt. lbs.
3-Person Stages (750 lbs. Rated)				
432416	24"	16'	5"	92.0
432420	24"	20'	5"	115.0
432424	24"	24'	6"	145.0
432428	24"	28'	6"	204.0
432432	24"	32'	6"	236.0
432436	24"	36'	6"	323.0
432439	24"	39'	6"	365.0
432816	28"	16'	5"	103.0
432820	28"	20'	5"	128.0
432824	28"	24'	6"	161.0
432828	28"	28'	6"	220.0
432832	28"	32'	6"	251.0
432836	28"	36'	6"	344.0
432839	28"	39'	6"	388.0



Square Modular Guard Rail System

System Sizing

How do I size a guard rail system?

The following steps show how to size a single-sided, three-sided, and four-sided guard rail system:

Step 1: Determine the stage length and width.

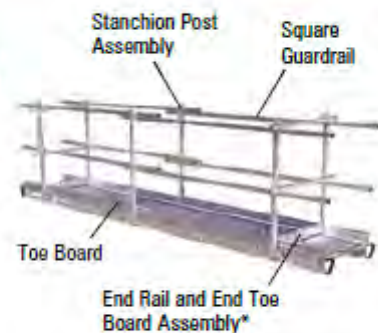
Step 2: Determine whether guardrail system is one-, two-, three-, or four-sided.

Step 3: Read across the row to determine component requirements.

Step 4: If ordering a three- or four-sided system, order two ERT-N for 12" and 14" W stages, and two ERT-W for all stages 20" W or greater.

Note: If ordering a two-sided system, double the single-sided component requirement.

Model Number	Description	Approx. Shipping Wt. Lbs.
ERT-N	End rail and End toe Board Assembly - Narrow	4.5
ERT-W	End rail and End toe Board Assembly - Wide	7.0
SSP-47	Stanchion Post Assembly	5.0
SGR-09	1-1/2" Square Guardrail Cur Length - 108"	6.0
SGR-13	1-1/2" Square Guardrail Cur Length - 156"	8.5
STB-09	3-1/2" Toe Board Cur Length - 108"	4.5
STB-13	3-1/2" Toe Board Cur Length - 156"	6.5



*Each Kit includes 2 end rails, 1 toe board

Stage Length	Single-Sided					Three-Sided					Four-Sided						
	SSP-47	SGR-09	SGR-13	STB-09	STB-13	SSP-47	SGR-09	SGR-13	STB-09	STB-13	ERT-N/ ERT-W*	SSP-47	SGR-09	SGR-13	STB-09	STB-13	ERT-N/ ERT-W*
8'	2	2	0	1	0	4	2	0	1	0	2	4	4	0	2	0	2
12'	3	0	2	0	1	5	0	2	0	1	2	6	0	4	0	2	2
16'	3	4	0	2	0	5	4	0	2	0	2	6	8	0	4	0	2
20'	4	2	2	1	1	6	2	2	1	1	2	8	4	4	2	2	2
24'	5	4	2	2	1	7	4	2	2	1	2	10	8	4	4	2	2
28'	6	2	4	1	2	8	2	4	1	2	2	12	4	8	2	4	2
32'	6	2	4	1	2	8	2	4	1	2	2	12	4	8	2	4	2
36'	6	10	0	5	0	8	10	0	6	0	2	12	20	0	10	0	2
39'	7	4	4	2	2	9	4	4	2	2	2	14	8	8	4	4	2



Accessories



AC10-14-02



AC19-2



AC10-20-02



AC96



AC10-20-03



92/A92



PK70-1/APK70



71/A71



PK80-2/APK80



97P

NOTE: Listed above are the most common compatible Werner accessories. Additional Werner accessories are available. Please contact customer service at 888-523-3372 for more information.

AC10-14-02, AC10-20-02, AC10-20-03 Ladder Jacks

Recommended for use with 300 lb. Type IA and 375 lb. Type IAA extension ladders (OSHA and ANSI allow use with 250 lb. Type I extension ladders also). **User installed only**

- Lightweight, sturdy, easy to use
- Designed for quick field adjustments
- Mounts on either side of extension ladder

Shipping quantity (2) per pkg.; (1) pkg. per carton



PLATFORM CLAMP SYSTEM
Clamp secures platform to ladder jacks and ties supporting ladders together to help secure entire ladder jack system

AC10-14-02	2-Rung Model	Short Body	Accepts stages to 14" width	15.0 lbs. approx. shipping wt.
AC10-20-02	2-Rung Model	Long Body	Accepts stages to 20" width	18.0 lbs. approx. shipping wt.
AC10-20-03	3-Rung Model	Long Body	Accepts stages to 20" width	20.0 lbs. approx. shipping wt.

PK70-1/APK70 Leveler

LevelLok® Ladder Leveler with 2 base attachments. Base unit stays attached to the ladder while leveler can be easily removed when not in use. Swivel shoe with ice pick on both ends. Leveler can be used on either side of ladder. Provides 8-1/2" of adjustment. (LevelLok® is a registered trademark of the LevelLok® Corporation.)

User or factory installed Approx. Shipping Wt.: 8.5 lbs.
Fits on Series: 6102, 6092, 6062, 6052, 6101, 6091, 6081

PK80-2/APK80 Level-Master® Automatic Ladder Levelers

Easily attaches to Green Bull fiberglass and aluminum extension ladders to level ladder on uneven surfaces. Automatically adjusts up to 8-1/2". Levels and locks securely in place. The width of the ladder is increased by approximately 3-3/4". The ladder's duty rating will remain the same after proper installation of leveler. Two (2) levelers (one for each rail) are included with mounting hardware and instructions. Shipping quantity (1) per carton

NOTE: The original shoes of a Werner D1500 series ladder may replace the steel shoes on a model PK80-2.

User or factory installed Approx. Shipping Wt.: 9.5 lbs. Approx. Added Wt. when Factory Installed: 6.5 lbs.
Fits on Series: 6102, 6092, 6062, 6052, 6101, 6091, 6081

AC19-2 Extension Ladder Covers

Helps prevent damage to support surfaces. Especially designed to "snap" over extension ladder rail and caps. Resists paint, stains, thinners and solvents. Shipping quantity (1) pair of covers per pkg.; (6) pkg. per carton.

User installed only Approx. Shipping Wt.: 1.2 lbs. each
Fits on Series: 6102, 6092, 6062, 6052, 6101, 6091, 6081

AC96 Aluminum Stabilizer

Span: 47" Standoff: 10"
For use on aluminum ladders of all duty ratings. Attaches in minutes. Mar-resistant rubber caps protect work surface. Paint can hook included. Comes with mounting hardware and instructions. Shipping quantity (1) per pkg.; (6) pkg. per carton.

User installed only Approx. Shipping Wt.: 4.5 lbs.
Fits on Series: 6101, 6091, 6081

92/A92 Cable Hook and V-Rung Assembly

Functions as both cable hook and v-rung. For use in applications where the diameter of the pole at the point of support does not exceed 10". Steel v-rung has rubber pad for slip-resistant performance. Shipping quantity (1) cable hook and v-rung assembly, mounting hardware and instructions.

Kit Numbers: 92-88, 92-89, 92-91, A92

User or factory installed Approx. Shipping Wt.: 4.0 lbs. Approx. Added Wt. when Factory Installed: 3.0 lbs.
Fits on Series: 6102, 6092, 6062, 6052

71/A71 Padded Fixed V-Rung

Slip-resistant rubber grip attached to steel v-rung for wood, metal or concrete poles. Pre-pierced holes in fiberglass top rails are provided to accept this accessory. V-rung assembly comes with mounting hardware and instructions.

Kit Numbers: 71-1, 71-3, 71-4, A71

User or factory installed Approx. Shipping Wt.: 71-1, 71-3: 1.5 lbs. 71-4: 2.0 lbs.
Approx. Added Wt. when Factory Installed: 1.4 lbs.
Fits on Series: 6102, 6092, 6062, 6052

97P Adjustable True Grip® Stabilizer and Surface Protectors

Span adjustment: 49", 57" or 65" Standoff distance: 12" or 29-1/2"
Rectangular stabilizer spans double windows. Quickly converts standoff distance for larger overhangs. Mounts quickly and easily. Shipping quantity (1) stabilizer, rubber pads, fleece bonnets, mounting hardware and instructions. Fits rail up to 3" x 1-3/16"

User installed only Approx. Shipping Wt.: 9.5 lbs.
Fits on Series: 6101, 6091, 6081



Specialty Products

Customized products based on your specifications with no minimum quantity required

For the past 30 years, in addition to being recognized for producing quality products serving the professional channel, the Green Bull brand has been recognized as a leader within the ladder industry for supplying ladders and stages to fulfill special requests.

Green Bull specialty products are in use around the United States in agricultural, automotive, alternative energy generation, and cooling tower applications, as well as a multitude of other industries. We are also investigating new opportunities to supply products to the satellite and telecommunications industries. Almost 12,000 Green Bull ladders and stages were engineered and built to service customer-specific requests in 2008.



SPX Cooling Technologies utilizes Green Bull specialty services for fixed ladder cooling tower applications

Photo courtesy of SPX Cooling Technologies

Our flexible manufacturing systems allow us to design and produce the highest quality specialty ladders, ladder sections, and stages cost effectively and quickly. Customers trust Green Bull specialty products because we are experts in the industry. We have far more experience in the category than a typical metal fabrication shop. The custom products are made from the same high quality components as other Green Bull products and are assembled by the same skilled workers using proven processes.

SPECIALTY PRODUCTS

- > LADDER SECTIONS AT LENGTHS AND WIDTHS TO MEET YOUR NEEDS
- > READY FOR SHIPMENT IN 7-10 WORKING DAYS AFTER ORDER
- > COMPETITIVE PRICING
- > CUSTOMIZED CONSTRUCTION BY SKILLED EXPERTS
- > PROFESSIONAL FINISHED APPEARANCE



Green Bull provides specialty ladder sections used to manufacture roofing hoists at Tie Down Engineering

Photo courtesy of Tie Down Engineering



Skilled workers and flexible manufacturing systems make the Green Bull facility ideal for special request production



Specialty items call for ladder or stage configurations or dimensions that are not found in standard Green Bull products. All we need from a customer to get started are clear specifications for the product they need, often in the form of an engineering drawing. Green Bull specialty ladders and stages can be produced in varying lengths, widths and, for ladders, with any hole patterns designated by the customer.

SPECIALTY OPTIONS

Single Section Fixed Ladder


A and B: Any ladder width between 12" and 28"

C: Maximum length of 24'

D: Rungs *do not* have to be placed in entire length of rails (12" rung spacing)

E: Minimum length of 2' (Standard: 5-1/2')


F: Minimum length of 2' (Standard: 6-1/2')



- Aluminum 1-1/4" round rungs or 1-5/8" D-rungs
- 3" x 1-1/8" aluminum I-beam rails
- With or without aluminum shoe assembly
- With or without endcaps
- Endcaps on (1) end or on (2) ends

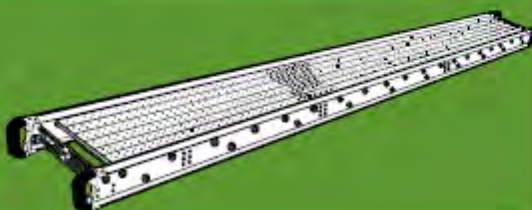
- Endcaps can be nylon (plastic) or aluminum
- Additional hole patterns can be punched (centerline pattern preferably)
- 300 lbs. load capacity as a complete ladder
- Specialty Fixed Ladders based off of Series 6101/6091

Drawing Call-out	Standard Width 1	Standard Width 2	Standard Width 3	Standard Width 4
A	14-1/16"	15-13/16"	16"	18-3/16"
B	16-5/16"	18-1/16"	18-1/4"	20-7/16"



Stages

- Available widths of 12", 14", 20", 24" and 28"
- Lengths up to 39'
- With handles or without handles (Stages without handles include full decking)
- Extruded decking or roll-formed decking





GREEN BULL™

A WERNER BRAND

For information on Green Bull
orders and products, contact
Customer Care:

11225 Bluegrass Parkway
Louisville, KY 40299

Phone: 888-523-3372
Fax orders to: 888-456-8459

www.greenbulladder.com